

YOUR PICNIC TABLE HAS BEEN PARTIALLY ASSEMBLED FOR YOU.

Just follow the steps below to finish assembling.

STEP 1: PLACE THE 2 PICNIC TABLE LEGS UPSIDE DOWN ON A FLAT SURFACE. FASTEN 2 RISER BLOCKS ON EACH TABLE LEG USING 4 OF THE 3" LAG SCREWS AND 4 OF THE FLAT WASHERS.

STEP 2: PLACE PICNIC TABLE LEGS WITH RISER BLOCKS UPRIGHT ON FLAT SURFACE, MAKING SURE THE **PILOT HOLES** NEAR THE TOP OF THE TABLE LEG ARE FACING **OUTWARD**.

STEP 3: PLACE SEAT ASSEMBLIES ONTO THE LEGS, MAKING SURE THE FRAMEWORK FITS INTO THE SLOTS IN THE TABLE LEGS AND THE LEGS ARE ON THE **INSIDE** OF THE ANGLE IRON SUPPORTS ON THE FRAME. LINE UP THE HOLES IN THE FRAMEWORK WITH THE HOLES IN THE LEGS. FASTEN LEGS TO FRAMEWORK USING 2 OF THE 2" LAG SCREWS AND 2 FLAT WASHERS PER SEAT ASSEMBLY END. **DO NOT TIGHTEN!!**






STEP 4: INSTALL THE 4 SHORT DIAGONAL SEAT BRACES. ATTACH BRACE TO THE UNDERSIDE OF THE SEAT ASSEMBLY USING 1 OF THE FLAT WASHERS, 1 OF THE 2" HEX HEAD CAP SCREW AND 1 OF THE FLANGE NUTS. ATTACH BRACE TO THE TABLE LEG USING 1 OF THE 2" LAG SCREWS AND 1 OF THE FLAT WASHERS. REPEAT FOR REMAINING 3 BRACES. **DO NOT TIGHTEN!!**

STEP 5: PLACE THE TABLE TOP ASSEMBLY ONTO THE LEGS SO THE FRAMEWORK FITS INTO THE SLOTS ON EACH TABLE LEG AND THE LEGS ARE ON THE **INSIDE** OF THE ANGLE IRON SUPPORTS ON THE FRAME. FASTEN THE TABLE TOP ASSEMBLY TO THE LEGS USING 4 OF THE 2" LAG SCREWS AND 4 FLAT WASHERS PER END. **DO NOT TIGHTEN!!**

STEP 6: SQUARE UP THE PICNIC TABLE LEGS WITH THE TOP AND SEATS. TIGHTEN ALL FASTNERS.

ASSEMBLY INSTRUCTIONS

#388: 8' / 8' SYMMETRICAL STEP OVER

REF#	QTY	DESCRIPTION
1	1	TABLE TOP (Assembled)
2	2	TABLE SEAT (Assembled)
3	2	PLASTIC TABLE LEGS
4	4	RISER BLOCKS
5	4	10" DIAGONAL SEAT BRACES
	H38	HARDWARE KIT
6	8	 3/8" x 3" LAG SCREW
7	32	 3/8" FLAT WASHER
8	20	 3/8" X 2" LAG SCREW
9	4	 3/8" x 2" HEX HEAD CAP SCREW
10	4	 3/8" FLANGE NUT

Your 100% recycled plastic picnic table will give you many years of pleasure and pride, knowing that you did your part in keeping plastic waste out of landfills and protecting our environment.

