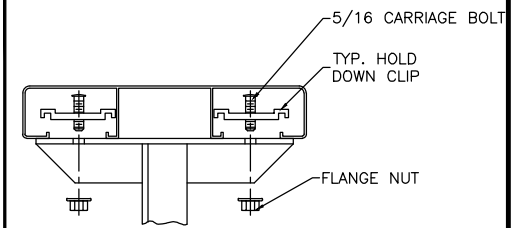


ISOMETRIC VIEW OF BENCH ASSEMBLY

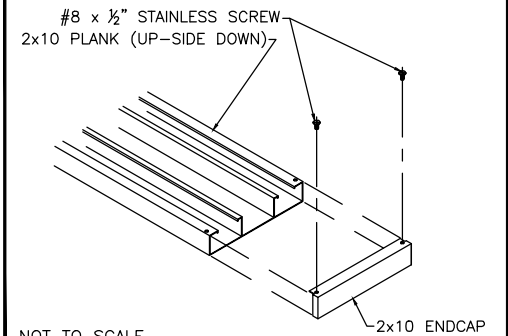
Note: Seat Plank Shown Dotted for Clarity

1 TYP 2x10 PLANK ATTACHMENT



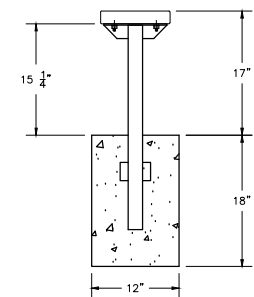
NOT TO SCALE

2 TYP 2x10 ENDCAP ATTACHMENT



NOT TO SCALE

3 PERMANENT BENCH HEIGHT DETAIL



NOT TO SCALE

IMPORTANT NOTE TO INSTALLER:

Aluminum surfaces to be embedded in concrete ordinarily need not be painted, unless corrosive components are added to the concrete or unless the assembly is subjected for extended periods to extremely corrosive conditions. In such cases, aluminum surfaces shall be given one coat of suitable quality paint, such as zinc molybdate primer conforming to Federal Specification TT-P-645B or equivalent, or a heavy coating of alkali resistant bituminous paint, or shall be wrapped with a suitable plastic tape applied in such a manner as to provide adequate protection at the overlaps.

SCALE:	APPROVED BY:	DRAWN BY:
DATE:		
TITLE:		
CUSTOMER:		DRAWING NUMBER: