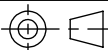


WGT: 440 LBS

GENERAL NOTES

CONFIDENTIAL DRAWING.
INFORMATION IS NOT TO BE COPIED OR
DISCLOSED TO OTHERS WITHOUT
CONSENT OF KAY INDUSTRIES.
SPECIFICATIONS SUBJECT TO CHANGE
WITHOUT NOTICE.

DIMENSIONS ARE IN INCHES.
TOLERANCES: LINEAR: $\pm 1/16$
ANGULAR: $\pm 1^\circ$



SHEET SIZE
B

SCALE
1:25

REV

DRAWN BY

JNB

3/14/2017

DESC: 4 ROW 21' ALUM. BLEACHER

APPROVED

MATL:

LAST SAVED

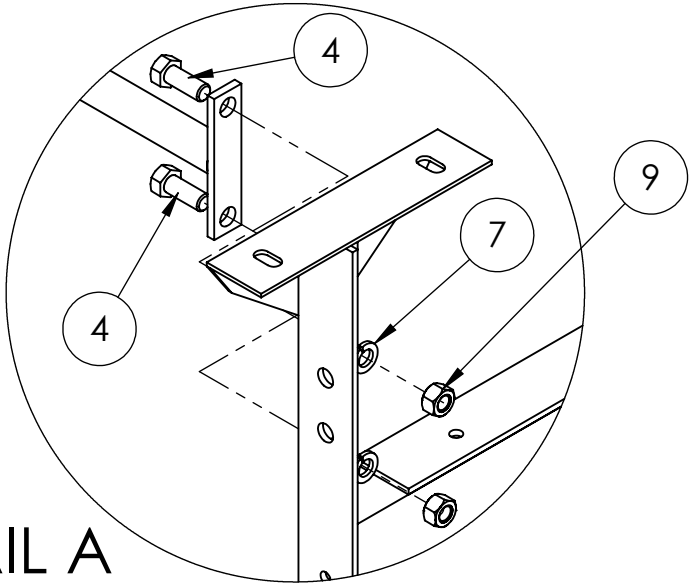
davet

5/31/2018

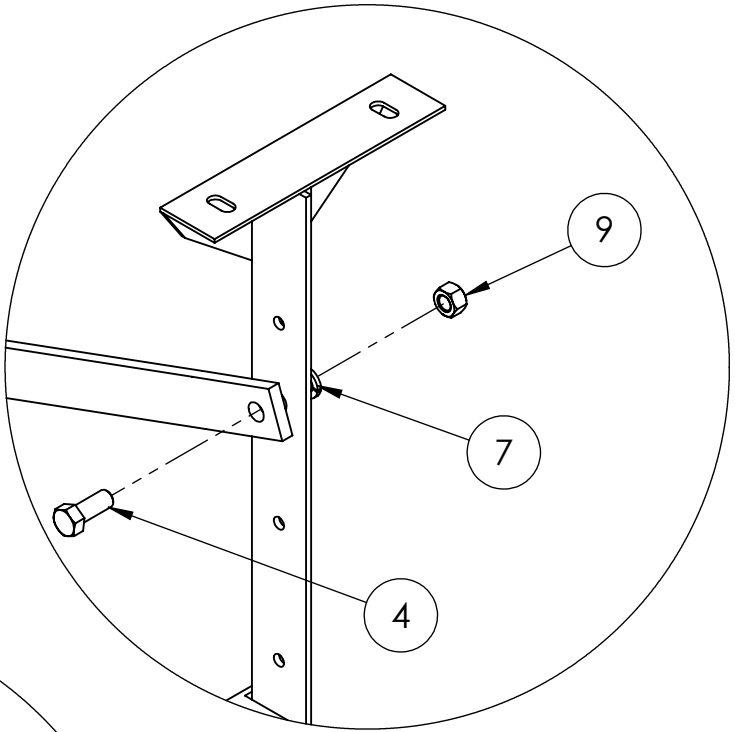
PART NO: BLA4A21

ITEM NO.	PART NUMBER	DESCRIPTION	QTY.
1	IBLA-7488	74-7/8" X brace	2
2	IBLA-7800	X BRACE 78"	6
3	IBLA-SA2	1 ST ROW GALV BRACE ASSEMBLY	3
4	HBOLT 0.5000-13x1.25x1.25-N	HEX BOLT 1/2"-13x 1 1/4"	10
5	HBOLT 0.5000-13x1.5x1.25-N	HEX BOLT 1/2"-13x 1 1/2"	2
6	HBOLT 0.5000-13x1.75x1.25-N	HEX BOLT 1/2"-13x 1 3/4"	2
7	Regular LW 0.5	REG LOCKWASHER 1/2"	14
8	BLA4-SA1 (REV.1)	4 ROW ALUMINUM FRAME WITHOUT REINFORCING UPRIGHTS	4
9	HNUT 0.5000-13-D-C	HEX NUT 1/2"-13	14

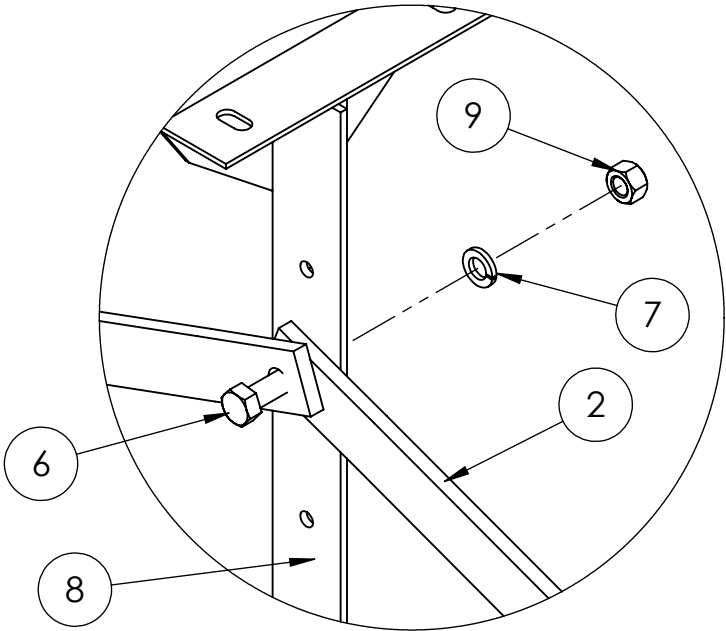
DETAIL A



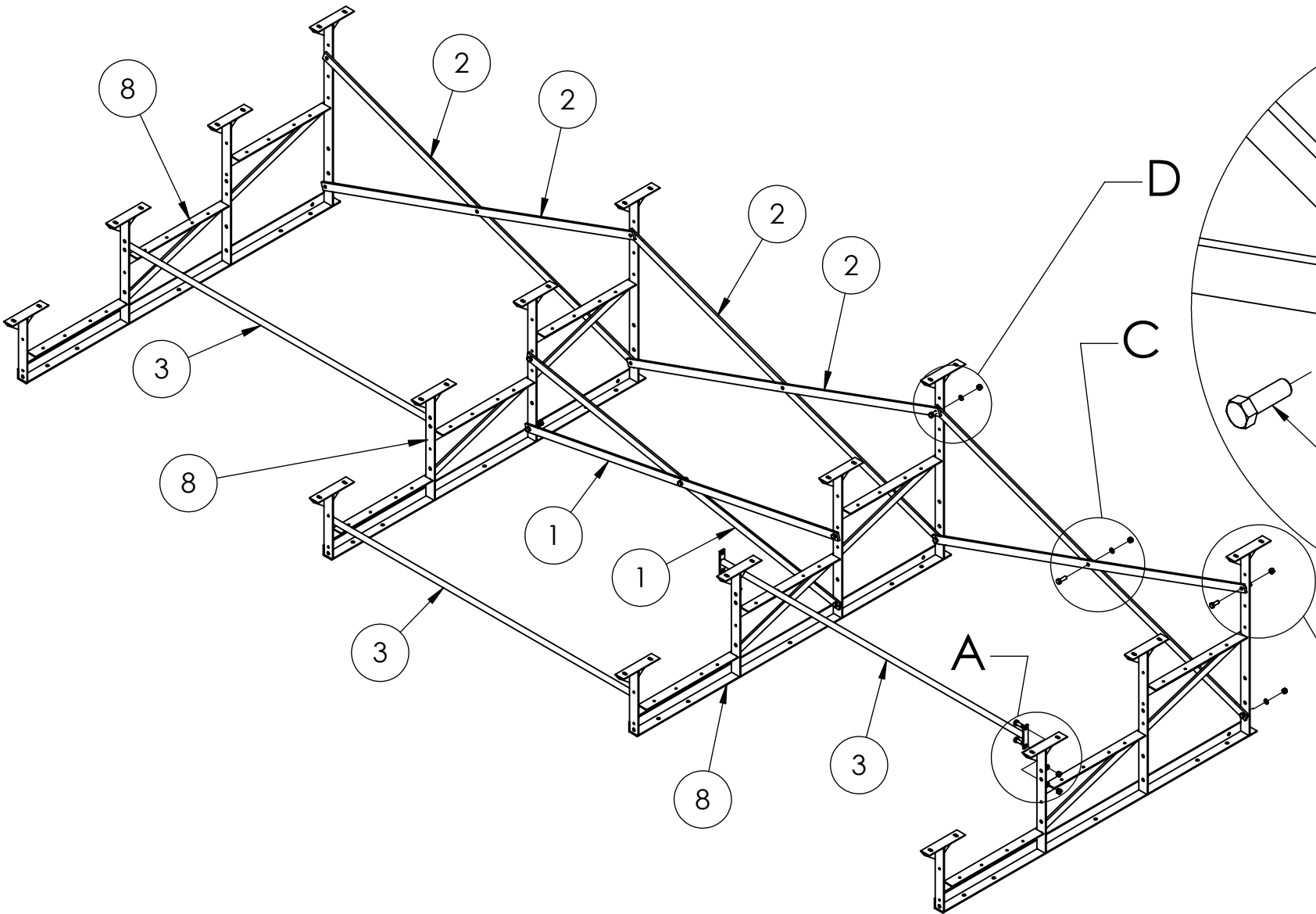
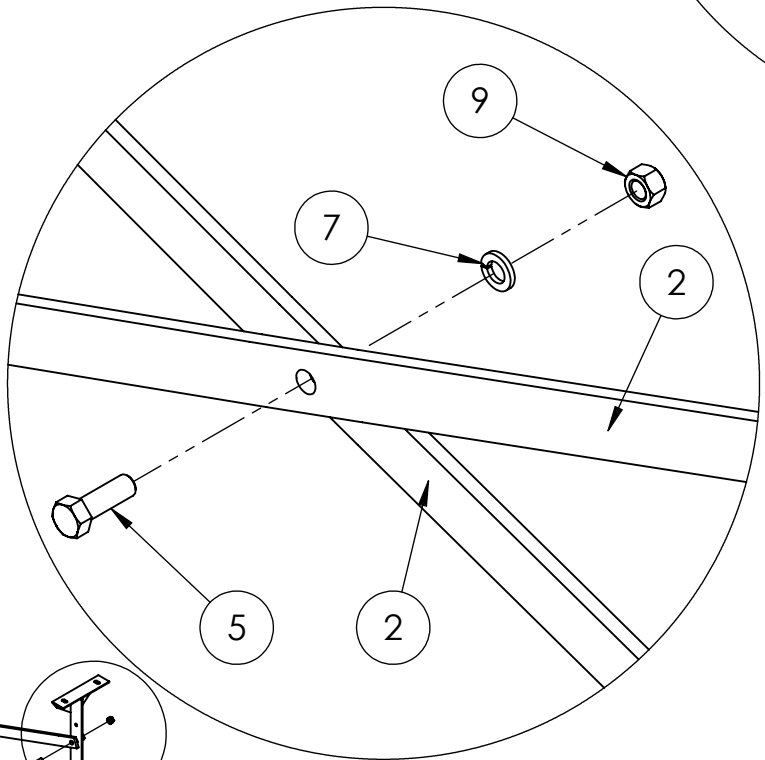
DETAIL B



DETAIL D



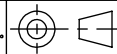
DETAIL C



- NOTES:
- (ALL BOLTS ARE FOLLOWED BY A LOCK WASHER AND NUT, EXCEPT FOR THE CASTORS THEY GET A FLAT WASHER, LOCK WASHER, AND NUT)
1. WHEN INSTALLING X BRACES USE 1/2"-13X 1 1/4" BOLTS WHERE ONE X BRACE MEETS THE FRAME. USE A 1/2"-13X 1 1/2" BOLT WHERE THEY MEET IN THE MIDDLE, AND USE A 1/2"-13X 1 3/4" BOLT WHERE THEY MEET EACH OTHER AND A FRAME.
2. INSTALL TUBE BRACES AS SHOWN USING 1/2"-13X 1 1/4" BOLT

GENERAL NOTES

DIMENSIONS ARE IN INCHES
TOLERANCES: LINEAR: $\pm 1/16$
ANGULAR: $\pm 1^\circ$



SHEET SIZE
B

SCALE
1:25

REV

DRAWN BY

JNB

3/14/2017

DESC:

4 ROW 21' ALUM. BLEACHER

APPROVED

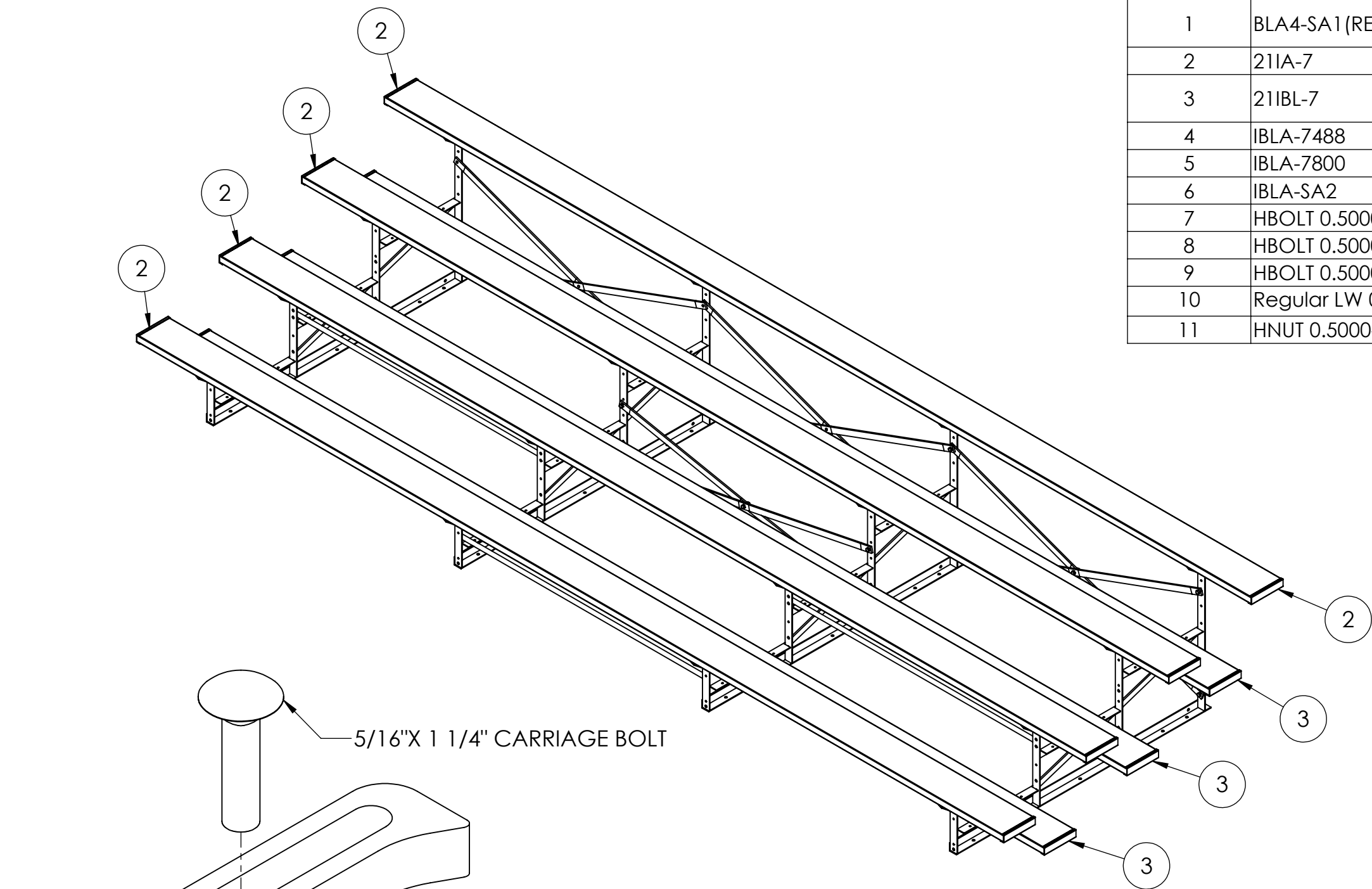
MATL:

LAST SAVED

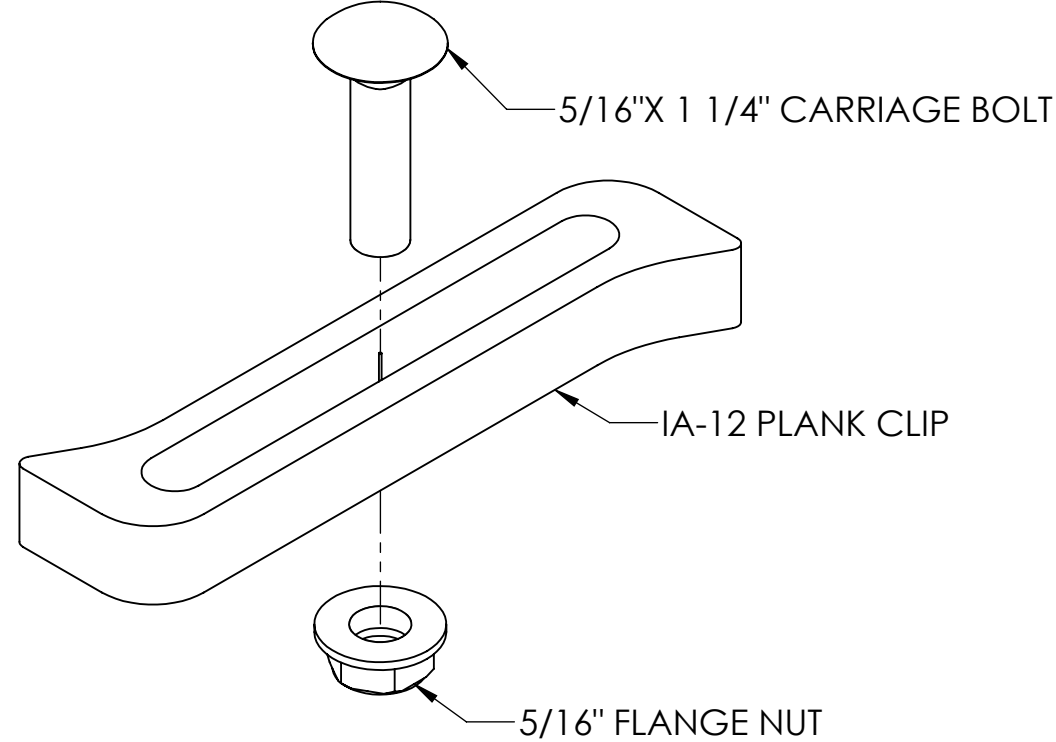
davet

5/31/2018

PART NO: BLA4A21



ITEM NO.	PART NUMBER	DESCRIPTION	QTY.
1	BLA4-SA1 (REV.1)	4 ROW ALUMINUM FRAME WITHOUT REINFORCING UPRIGHTS	4
2	21IA-7	SEAT PLANK ANODIZED (21')	4
3	21IBL-7	2"x 10" FOOT PLANK 252" MILL FINISH	3
4	IBLA-7488	74-7/8" X brace	2
5	IBLA-7800	X BRACE 78"	6
6	IBLA-SA2	1 ST ROW GALV BRACE ASSEMBLY	3
7	HBOLT 0.5000-13x1.25x1.25-N	HEX BOLT 1/2"-13x 1 1/4"	10
8	HBOLT 0.5000-13x1.5x1.25-N	HEX BOLT 1/2"-13x 1 1/2"	2
9	HBOLT 0.5000-13x1.75x1.25-N	HEX BOLT 1/2"-13x 1 3/4"	2
10	Regular LW 0.5	REG LOCKWASHER 1/2"	14
11	HNUT 0.5000-13-D-N	1/2"-13 HEX LOCKNUT	14



3. WHEN INSTALLING THE PLANK YOU WILL WANT TO TAKE A PLANK CLIP AND MOUNT IT TO EACH OF THE SEAT CLEATS AND FOOT BOARD ANGLES. HAVE THE CLIP PARALLEL WITH THE LENGTH OF THE BLEACHER.
4. THEN SET THE PLANK OVER THE CLIPS, YOU WILL WANT TO MEASURE FROM THE FRAME TO THE EDGE OF THE PLANK AND DO YOUR BEST TO MAKE THE OVER HANG THE SAME ON ALL THE PLANKS THEN TURN THE CLIPS SO THEY GO INSIDE THE CHANNEL AND TIGHTEN THEM DOWN AS YOU GO.

GENERAL NOTES		DIMENSIONS ARE IN INCHES TOLERANCES: LINEAR: $\pm 1/16$ ANGULAR: $\pm 1^\circ$		SHEET SIZE B		SCALE 1:25		REV	
CONFIDENTIAL DRAWING. INFORMATION IS NOT TO BE COPIED OR DISCLOSED TO OTHERS WITHOUT CONSENT OF KAY INDUSTRIES. SPECIFICATIONS SUBJECT TO CHANGE WITHOUT NOTICE.		DRAWN BY JNB		APPROVED		3/14/2017		DESC: 4 ROW 21' ALUM. BLEACHER	
								MATL:	
								PART NO: BLA4A21	
LAST SAVED		davet		5/31/2018					