

Installer's Reference



Tunnel Run

Models BAR70050F and BAR70050S

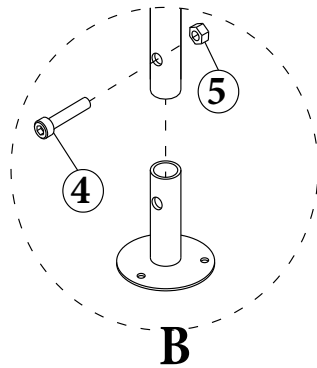
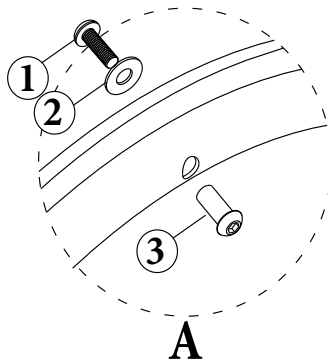
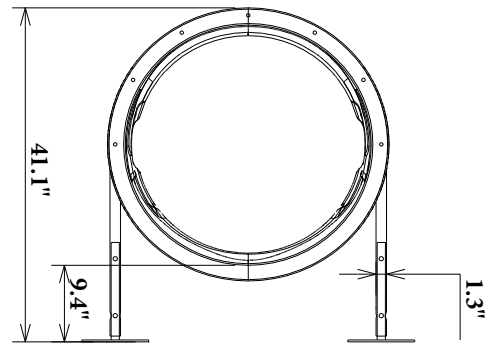
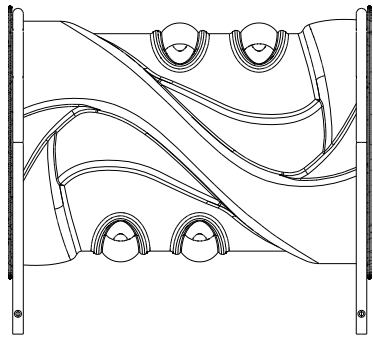
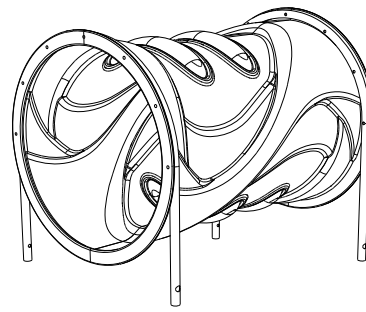
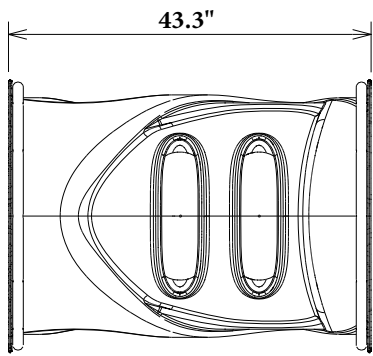
Know What's Below

As with all projects involving digging, start by knowing what is in the ground below. Underground utilities may include cable, electric, sprinklers, sewer, water, telecommunications, drainage pipes and sprinklers. You can usually accomplish this with one phone call (Dial 811) to your state's underground utility service.

Conduct an Inventory

Begin installation with of hardware and parts, assuring everything you need is onsite when you begin.





1. BARREL NUT, M10 (14)
2. FLAT WASHER, M10 (14)
3. BARREL NUT, M10 (14)
4. TAMPER RESISTANT TORX BOLT, M10 (4)
5. LOCK NUT, M10 (4)

