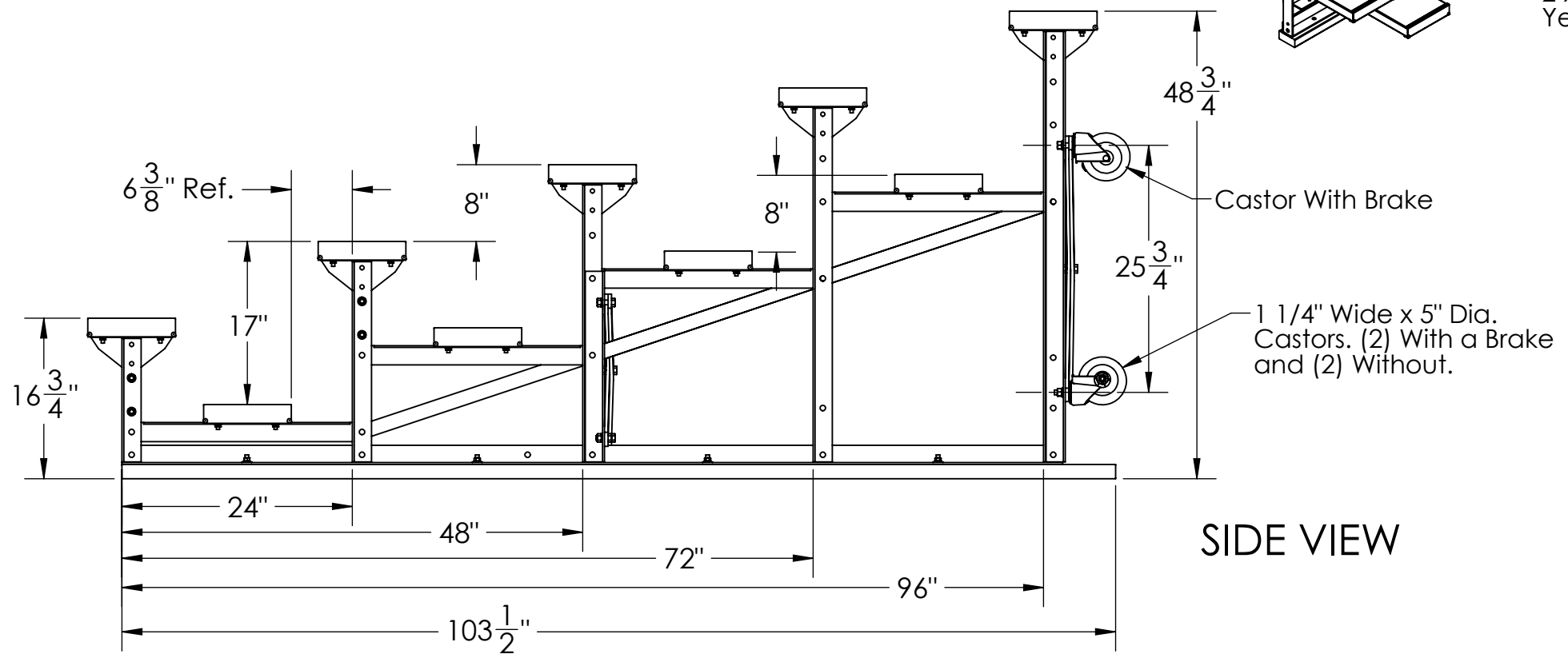
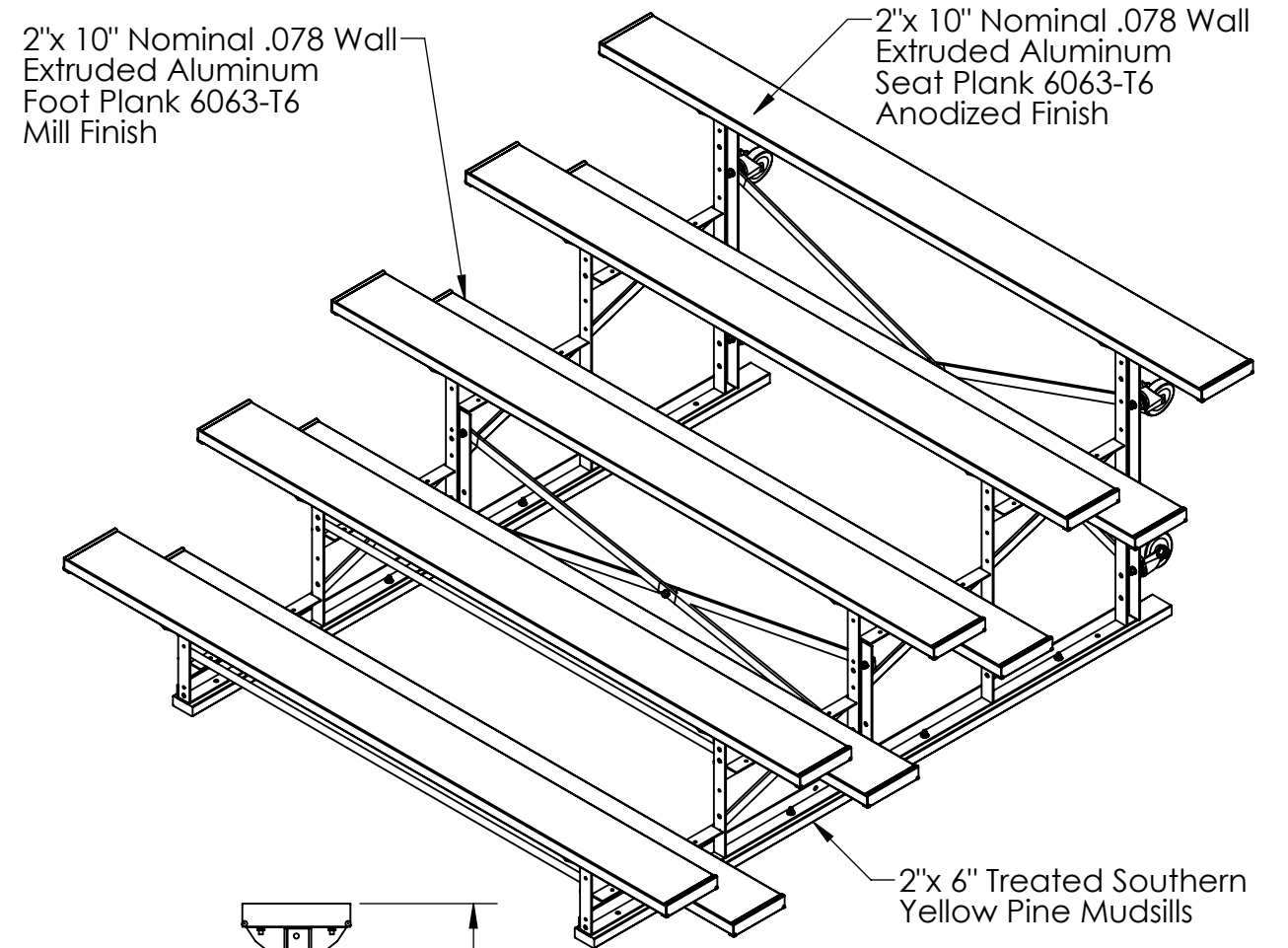


FRONT VIEW

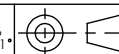


SIDE VIEW

Available planking:  
 1. Nominal 2" x 10" x .078" thick 6063 T6 aluminum alloy available in 15', 21', and 27' as one continuous piece.  
 Seat planks are anodized 204-R1 while footplanks and riser planks are mill finish aluminum.  
**THESE FRAMES ARE DESIGNED AND TESTED TO BE IN ACCORDANCE WITH FEDERAL SPEC # RR-B-425-C AND THE 2006 IBC WITH THE EXCEPTION OF THE REQUIREMENT FOR AN AISLE.**  
 Frames are fabricated from 2" x 2" x 3/16" 6061-T6 aluminum angles.  
 X braces are fabricated from 3/8" x 1-1/2" 6061-T6 aluminum flat bars.  
 Seat brackets are fabricated from 1/8" 6061-T6 aluminum extrusions  
 All pieces are joined by 1/2" diameter zinc/empigard plated bolts or 3/8" flange head.  
 We use bolts rather than welds to avoid stress cracking associated with welds.  
 All bleachers have frames that are on 6' centers with 18" of plank overhang on each end.  
 15' bleachers are 3 frames wide.  
 21' bleachers are 4 frames wide.  
 27' bleachers are 5 frames wide.

GENERAL NOTES

DIMENSIONS ARE IN INCHES  
 TOLERANCES: LINEAR: ± 1/16"  
 ANGULAR: ± 1°



SHEET SIZE  
**B**

SCALE  
 1:32

REV



DRAWN BY  
 DAT

10/30/2017

DESC: 5 ROW ALUMINUM BLEACHER SINGLE FOOT BOARDS

APPROVED

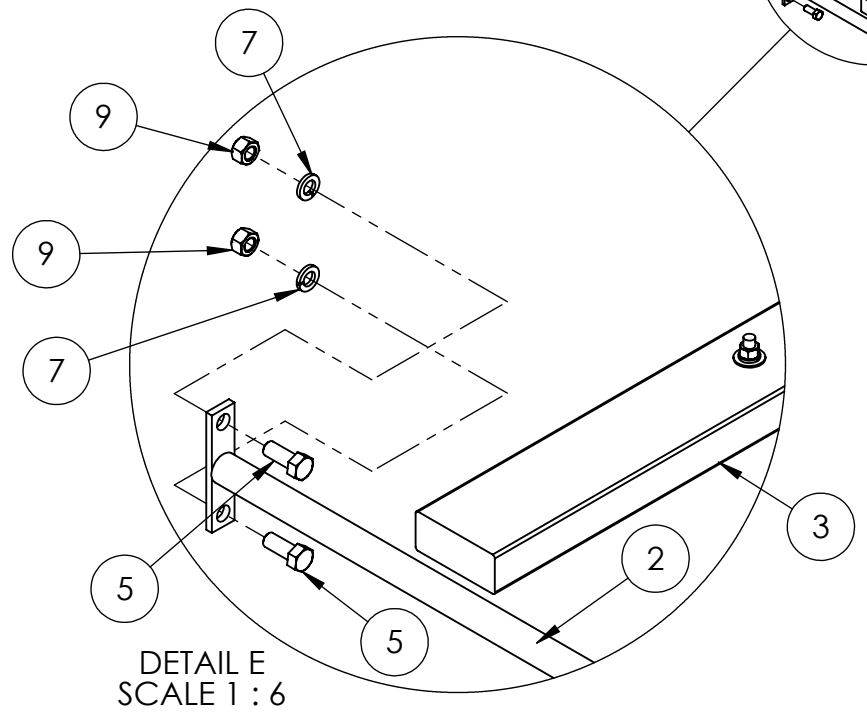
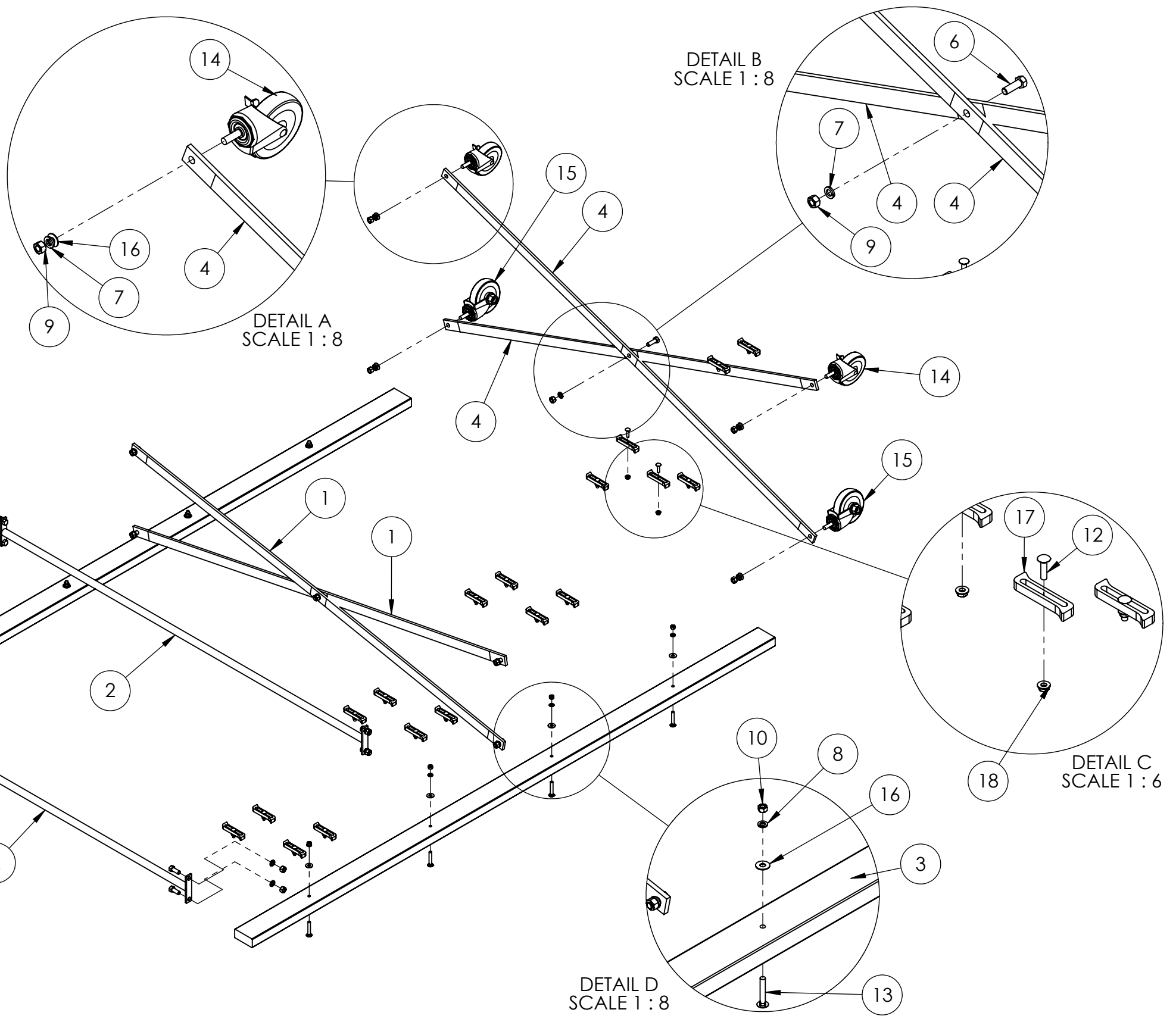
MATL:

LAST SAVED

5/9/2018

PART NO: BLA5A9TR

NO.	PART NUMBER	DESCRIPTION	MATERIAL	QTY.
1	IBLA-7488	ALUMINUM X BRACE 74.88 IN	3/8" x 1 1/2" x 74 7/8" 6061-T6	2
2	IBLA-SA2	1 ST ROW GALV BRACE ASSEMBLY		2
3	IBL5TR-355	2" x 4" 103.5" SYP TREAT MUD SILL	2" x 4" Treated SYP	2
4	IBLA-7800	78" ALUM X BRACE	3/8" x 1 1/2" x 78" 6061-T6	2
5	HBOLT 0.5000-13x1.25x1.25-N			12
6	HBOLT 0.5000-13x1.5x1.25-N			2
7	Regular LW 0.5			18
8	Regular LW 0.375			8
9	HNUT 0.5000-13-D-N			18
10	HNUT 0.3750-16-D-N			8
11	RHSNBOLT 0.375-16x2.25x2.25-N			2
12	RHSNBOLT 0.3125-18x1.25x1.25-N			18
13	RHSNBOLT 0.375-16x2.25x1-N	RHSN CARRIAGE BOLT 3/8"-16 x 2 1/4"		6
14	CASTORB	CASTOR FOR BLEACHERS W/BRAKE		2
15	CASTOR	CASTOR FOR BLEACHERS W/O BRAKE		2
16	Regular FW 0.375			12
17	IA-12	2"x 10" PLANK CLIP	ALUMINUM EXTRUSION 6061-T6	18
18	NUT-5/16-18 Flanged Nut	5/16"-18 FLANGED HEX NUT		18



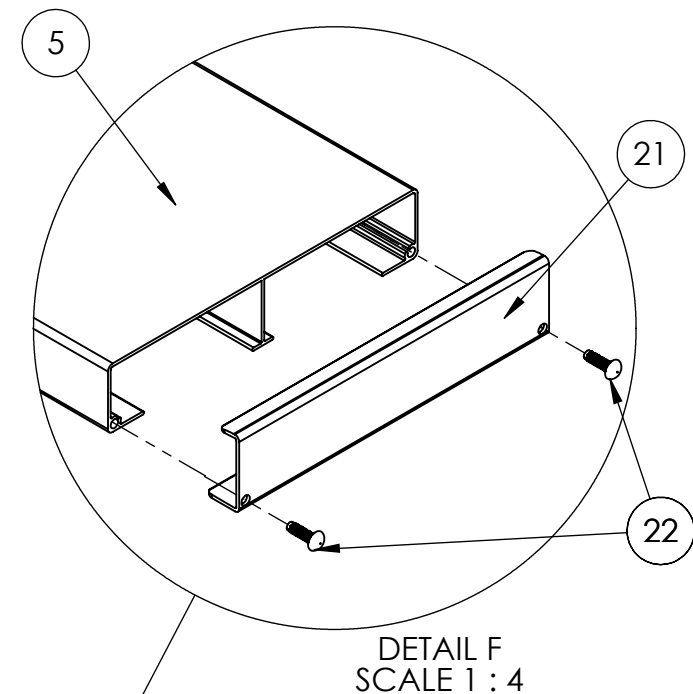
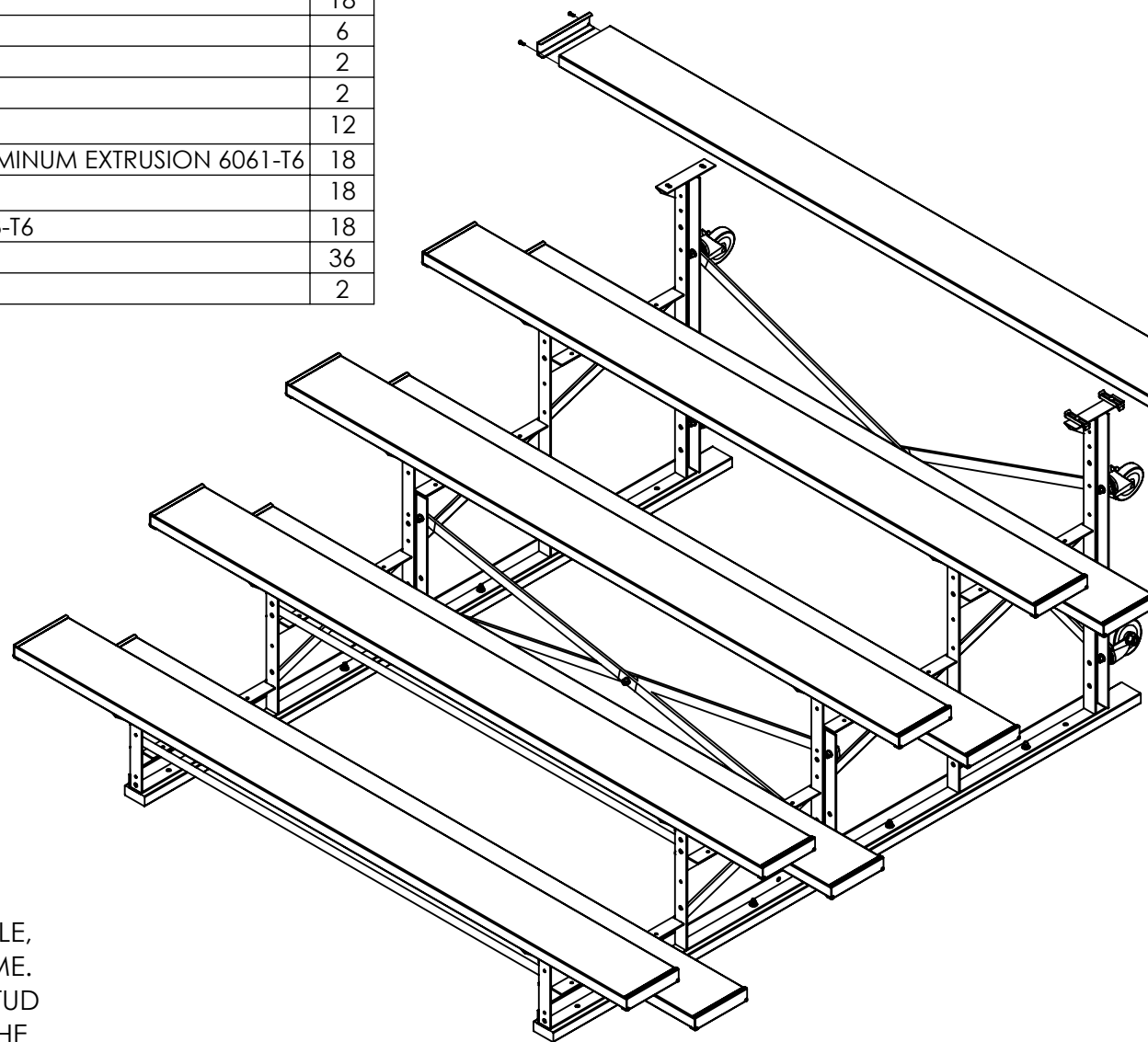
GENERAL NOTES

DIMENSIONS ARE IN INCHES  
 TOLERANCES: LINEAR: ± 1/16  
 ANGULAR: ± 1°



SHEET SIZE	SCALE	REV	DESC:
B	1:32		5 ROW ALUMINUM BLEACHER SINGLE FOOT BOARDS
DRAWN BY	DAT	10/30/2017	MATL:
APPROVED			<b>PART NO: BLA5A9TR</b>
LAST SAVED		5/9/2018	

NO.	PART NUMBER	DESCRIPTION	MATERIAL	QTY.
1	IBLA-7488	ALUMINUM X BRACE 74.88 IN	3/8" x 1 1/2" x 74 7/8" 6061-T6	2
2	IBLA-SA2	1 ST ROW GALV BRACE ASSEMBLY		2
3	IBL5TR-355	2" x 4" 103.5" SYP TREAT MUD SILL	2" x 4" Treated SYP	2
4	IBLA-7800	78" ALUM X BRACE	3/8" x 1 1/2" x 78" 6061-T6	2
5	9IA-7	108" SEAT PLANK 2" x 10"	6063-T6	5
6	9IBL-7	2"x 10" ALUMINUM PLANK MILL FINISH 107 7/8"	6063-T6	4
7	HBOLT 0.5000-13x1.25x1.25-N			12
8	HBOLT 0.5000-13x1.5x1.25-N			2
9	Regular LW 0.5			18
10	Regular LW 0.375			8
11	HNUT 0.5000-13-D-N			18
12	HNUT 0.3750-16-D-N			8
13	RHSNBOLT 0.375-16x2.25x2.25-N			2
14	RHSNBOLT 0.3125-18x1.25x1.25-N			18
15	RHSNBOLT 0.375-16x2.25x1-N	RHSN CARRIAGE BOLT 3/8"-16 x 2 1/4"		6
16	CASTORB	CASTOR FOR BLEACHERS W/BRAKE		2
17	CASTOR	CASTOR FOR BLEACHERS W/O BRAKE		2
18	Regular FW 0.375			12
19	IA-12	2"x 10" PLANK CLIP	ALUMINUM EXTRUSION 6061-T6	18
20	NUT-5/16-18 Flanged Nut	5/16"-18 FLANGED HEX NUT		18
21	IA-10	2"x10" ALUMINUM END CAPS 9 1/8"	6063-T6	18
22	DRIVES-3/4	DRIVE SCREW 3/4"		36
23	BLA5V4-SA1	5 Row Bleacher Frame		2



**NOTES:**

(ALL BOLTS ARE FOLLOWED BY A LOCK WASHER AND NUT, EXCEPT FOR THE CASTORS, THEY GET A FLAT WASHER, LOCK WASHER, AND NUT.)

1. WHEN INSTALLING X BRACES USE 1/2"-13X 1 1/4" BOLTS WHERE ONE X BRACE MEETS THE FRAME. USE A 1/2"-13X 1 1/2" BOLT WHERE THEY MEET IN THE MIDDLE, AND USE A 1/2"-13X 1 3/4" BOLT WHERE THEY MEET EACH OTHER AND A FRAME. ON THIS MODEL YOU WILL ACTUALLY USE THE CASTOR AND ITS MOUNTING STUD AS THE BOLT ON THE UPPER AND LOWER X-BRACE HOLE ON EITHER END OF THE BLEACHER. (THE CASTOR WITH THE LOCK GOES IN THE TOP HOLE.)
2. INSTALL TUBE BRACES AS SHOWN USING 1/2"-13X 1 1/4" BOLT
3. WHEN INSTALLING THE PLANK YOU WILL WANT TO TAKE A PLANK CLIP AND MOUNT IT TO EACH OF THE SEAT CLEATS AND FOOT BOARD ANGLES. HAVE THE CLIP PARALLEL WITH THE LENGTH OF THE BLEACHER.
4. THEN SET THE PLANK OVER THE CLIPS, YOU WILL WANT TO MEASURE FROM THE FRAME TO THE EDGE OF THE PLANK AND DO YOUR BEST TO MAKE THE OVER HANG THE SAME ON ALL THE PLANKS THEN TURN THE CLIPS SO THEY GO INSIDE THE CHANNEL AND TIGHTEN THEM DOWN AS YOU GO.

GENERAL NOTES	DIMENSIONS ARE IN INCHES TOLERANCES: LINEAR: ± 1/16 ANGULAR: ± 1°	SHEET SIZE <b>B</b>	SCALE <b>1:32</b>	REV	DESC: 5 ROW ALUMINUM BLEACHER SINGLE FOOT BOARDS
	<b>TERRA BOUND SOLUTIONS</b>	DRAWN BY	DAT	10/30/2017	MATL:
		APPROVED			
		LAST SAVED		5/9/2018	<b>PART NO: BLA5A9TR</b>