

PRODUCT DIMENSIONS & FEATURES

Our Products are built for daily commercial use, with features that match servicing & cost control easy as 1-2-3!

ROLL BAG



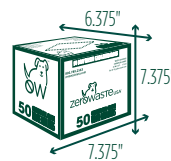

SINGLpul® BAG



TIE-HANDLE BAG



CAN LINER



CAN LINER CLAMPS
Built-in clamps hold liners in place



SEALED CAN SYSTEM
Sealed chute system
Tilt-down front door for easy servicing
Vandal Proof

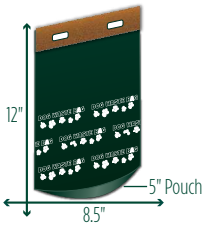


COMMERCIAL GRADE ALUMINUM
No rust aluminum for years of service

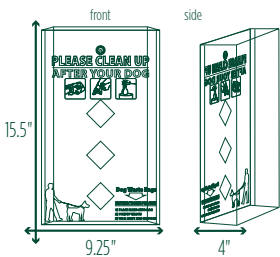


COMMERCIAL GRADE FINISH
Powder Coated, UV Protected
Creates a professional image that lasts

The MittN BAG™

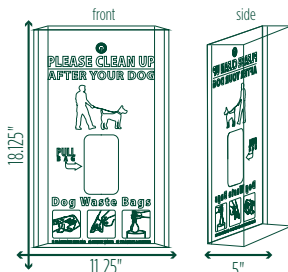


ROLL BAG DISPENSER



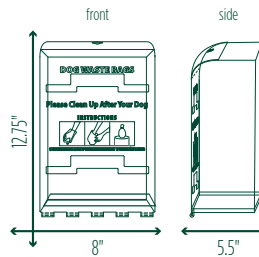
DIMENSIONS: 9.25"W x 15.5"L x 4"D
WEIGHT: 4 LBS

SINGLpul® & The MittN BAG™ DISPENSER



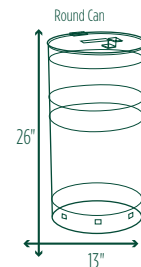
DIMENSIONS: 11.25"W x 18.125"L x 5"D
WEIGHT: 5 LBS

TIE-HANDLE BAG DISPENSER

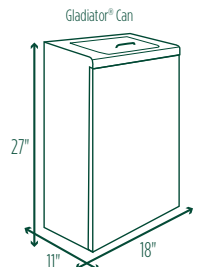


DIMENSIONS: 8"W x 12.75"L x 5.5"D
WEIGHT: 4 LBS

WASTE CANS



DIMENSIONS: 13" W x 24" L
WEIGHT: 8 LBS



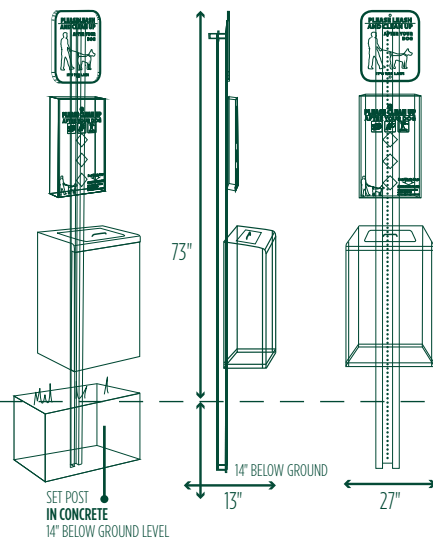
DIMENSIONS: 18" W x 27" L x 11" D
WEIGHT: 26 LBS

SIGN



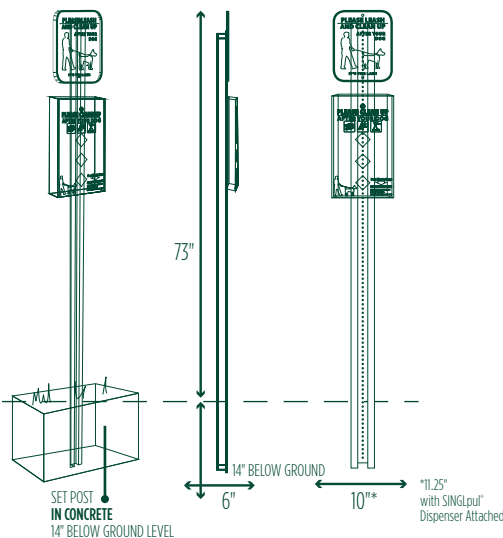
DIMENSIONS: 10"W x 12"L x .125"D
WEIGHT: 1 LB

DOG WASTE STATION



DIMENSIONS: 18"W x 73"L x 13"D • WEIGHT: 50 LBS

MINI DOG WASTE STATION



DIMENSIONS: 10"W x 73"L x 7"D • WEIGHT: 28 LBS



RAIN SEALED DESIGN
Sealed chute system
Prevents water from entering



RAIN RESISTANT DESIGN
Self-closing lid sheds water
keeps liner contents dry



KEYS
Dispensers are all keyed alike for easy servicing.