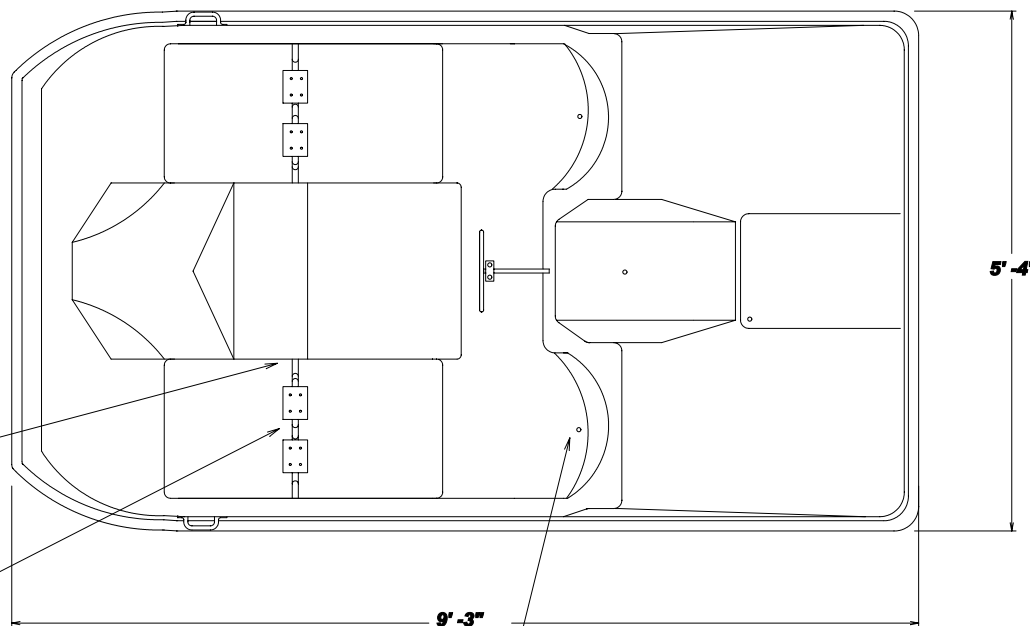


COMFORTABLY ENGINEERED SEATS FOR 2 PASSENGERS.

**EXTRA THICK FIBERGLASS IN
CRITICAL AREAS. 3/16" THICK FIBERGLASS DECK.
"D" SHAPED RESILIENT VINYL MOLDING ALL
AROUND. STEERING WHEEL IS CENTER MOUNTED, SO
EITHER PASSENGER CAN OPERATE.
REINFORCED FIBERGLASS HAS ULTRAGEL FINISH.**

SELF DRAINING PEDAL WELLS



5' -4"

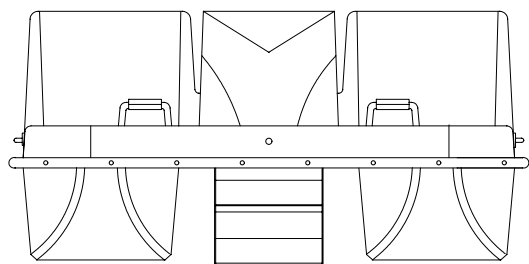
9' -3"

SELF DRAINING SEATS

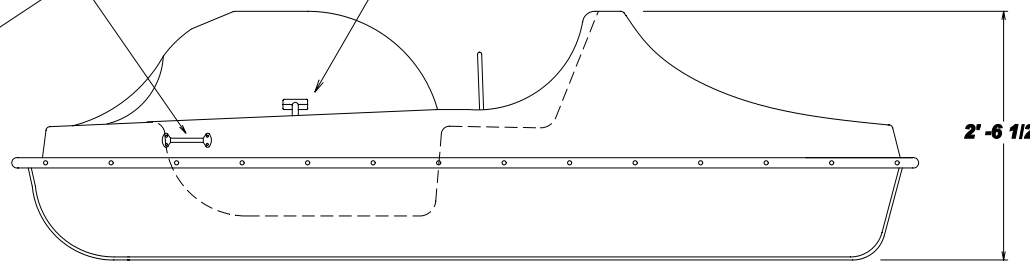
NMMA (BIA) CERTIFIED

**3/4" STAINLESS STEEL PEDAL CRANKS.
4 GREASABLE BRONZE BEARING**

MARINE-GRADE CHROMED HANDLE.



**DIRECT DRIVE
PADDLE WHEEL.**



2' -6 1/2"

SELF DRAINING PONTOONS

**100% FOAM FILLED PONTOONS CONTAINS APPROX. 26 CU.FT. OF
FOAM @60 LBS. BOUTANCY PER CU.FT. EQUALS 1560 LBS. SAFETY
FLOTATION. - EVEN IF THE PONTOON IS BADLY DAMAGED THE BOAT
FLOATS LEVEL AS IF THEIR WERE NO DAMAGE.**

FILE NO. SPCII