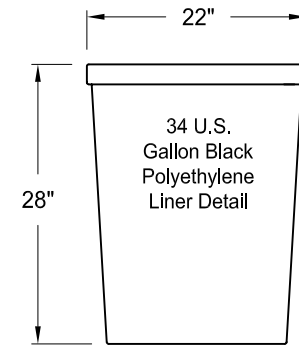
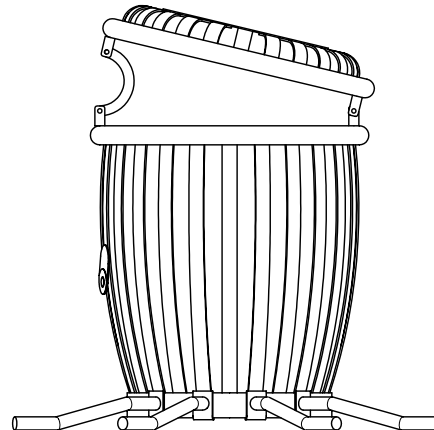
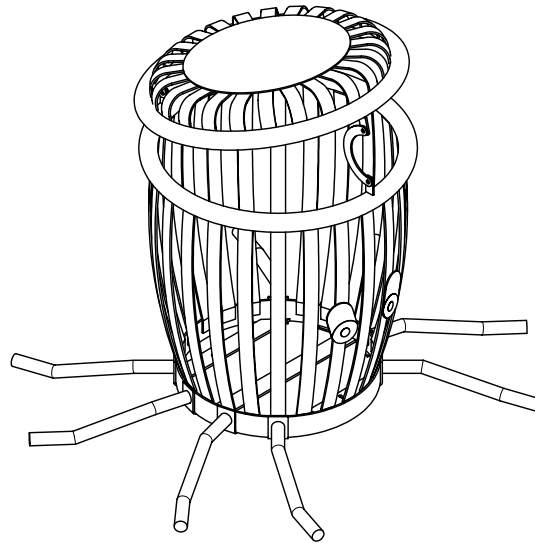
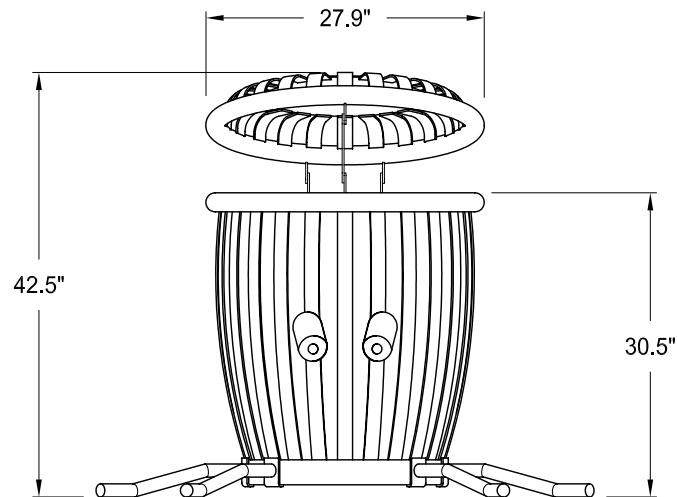
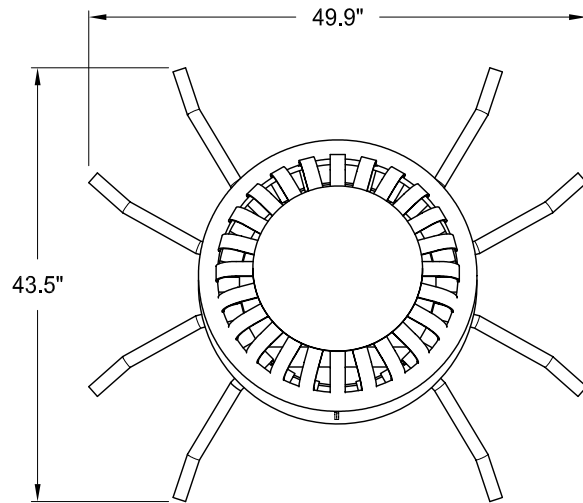
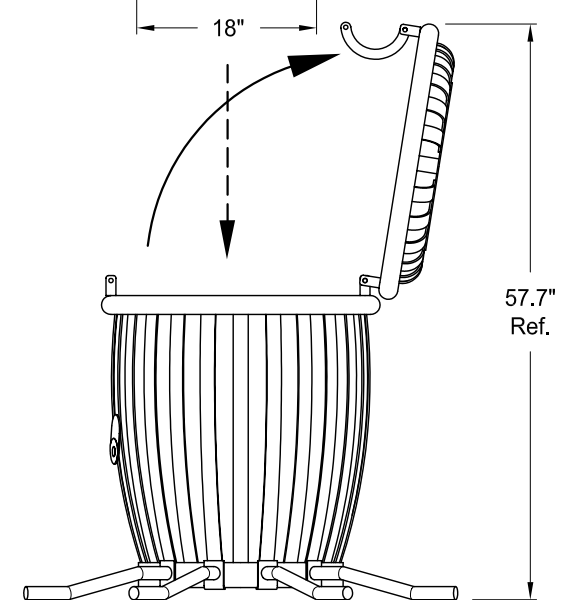


BREAK ALL EDGES AND CORNERS



To Remove Litter:

- 1) Remove Bolt from bottom of Lid Strut.
- 2) Carefully Tilt Lid Back.
- 3) Remove Liner or Bag within Liner



Materials:
3/16" x 1.5" and 2.5" Steel Flat Bar
3/16" Thick Steel Plate
1.32 and 1.90" O.D. Steel Tube
1/4" and 5/8" Diameter Steel Rod
1.5" Diameter Steel Ball Bearing

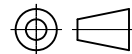
Notes:
Dimensions shown are in inches.
Anchoring Hardware Not Included.

These specifications are subject to
change at the discretion of PEML.

Finish: Polyester Powder Top Coat over E-Coated Substrate.

REV	ECN	REVISION DESCRIPTION	DATE	BY
-	ERN--	NEW DRAWING RELEASE	-	-
REV	ECN	REVISION DESCRIPTION	DATE	BY

THE IDEAS AND INFORMATION CONTAINED WITHIN THIS PRINT ARE CONFIDENTIAL AND MUST NOT BE LENT, COPIED OR USED WITHOUT WRITTEN CONSENT.



TOLERANCES UNLESS
OTHERWISE NOTED:
2 PLACE DEC. $\pm .030$
3 PLACE DEC. $\pm .010$
ANGLES $\pm 1.0^\circ$

ITEM	DESCRIPTION	P/N	QTY
SCALE: 1:20	TITLE Octopus Creature Can Specifications		
DATE: 08Dec10			
DRAWN BY: DPH	Model: CC034		
CHECKED BY: -			
SHEET 1 OF 1	DWG NO:	REVISION -	