


# Installer's Reference



## **Adjustable Jump**

Models BAR70030F and BAR70030S

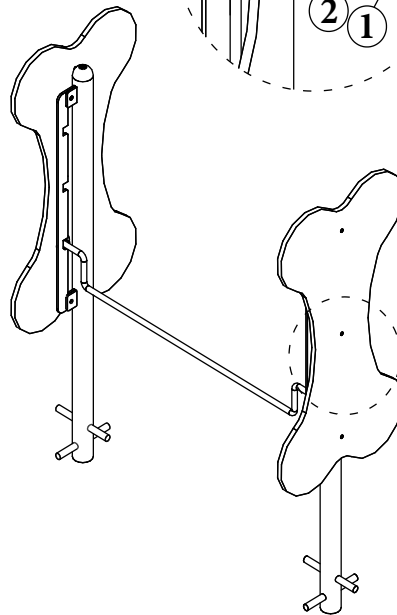
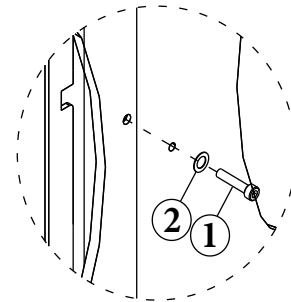
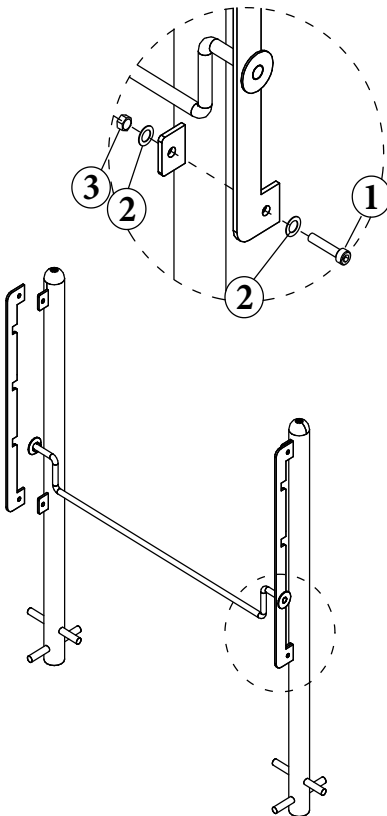
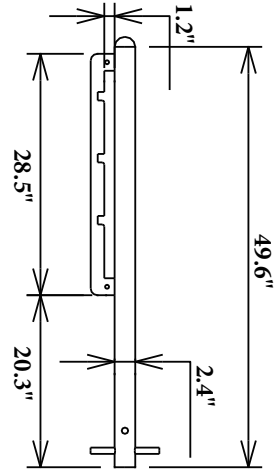
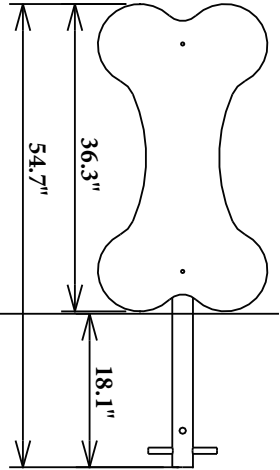
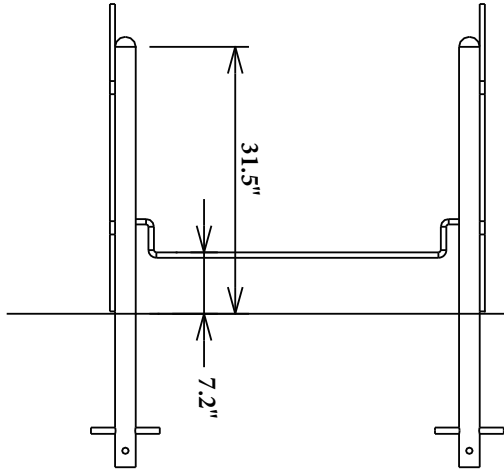
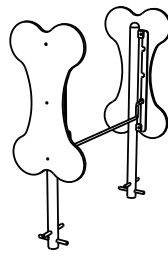
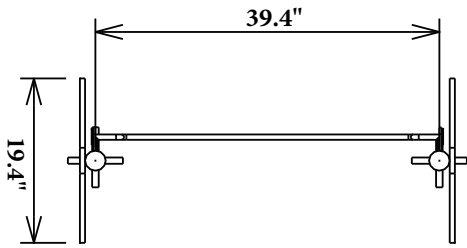
### **Know What's Below**

As with all projects involving digging, start by knowing what is in the ground below. Underground utilities may include cable, electric, sprinklers, sewer, water, telecommunications, drainage pipes and sprinklers. You can usually accomplish this with one phone call (Dial 811) to your state's underground utility service.

### **Conduct an Inventory**

Begin installation with of hardware and parts, assuring everything you need is onsite when you begin.





### JUMP ASSEMBLY

1. TAMPER RESISTANT TORX-BOLT, M10x30 (4)
2. FLAT WASHER, M30 (8)
3. LOCK NUT, M30 (4)

### BONE FACING

1. TAMPER RESISTANT TORX-BOLT, M10x30 (6)
2. FLAT WASHER, M30 (6)
3. LOCK NUT, M30 (4)