

YOUR PICNIC TABLE HAS BEEN PARTIALLY ASSEMBLED FOR YOU.

***Just follow the steps below to finish assembling.***

**STEP 1:** PLACE SEAT ASSEMBLIES ONTO THE LEGS, MAKING SURE THE FRAMEWORK FITS INTO THE SLOTS IN THE TABLE LEGS AND THE LEGS ARE ON THE **INSIDE** OF THE ANGLE IRON SUPPORTS ON THE FRAME. LINE UP THE HOLES IN THE FRAMEWORK WITH THE HOLES IN THE LEGS. FASTEN LEGS TO FRAMEWORK USING 2 OF THE FLAT WASHERS AND 2 OF THE 2" LAG SCREWS PER SEAT ASSEMBLY END. **DO NOT TIGHTEN!!**

**STEP 2:** INSTALL THE 4 SHORT DIAGONAL SEAT BRACES. ATTACH BRACE TO THE UNDERSIDE OF THE SEAT ASSEMBLY USING ONE OF THE 4" FLANGE NUTS. ATTACH BRACE TO THE TABLE LEG USING 1 FLAT WASHER AND 1 OF THE 2" LAG SCREWS. REPEAT FOR REMAINING 3 BRACES. **DO NOT TIGHTEN!**







**STEP 3:** PLACE THE TABLE TOP ASSEMBLY ONTO THE LEGS SO THE FRAMEWORK FITS INTO THE SLOTS ON EACH TABLE LEG AND THE LEGS ARE ON THE **INSIDE** OF THE ANGLE IRON SUPPORTS ON THE FRAME. FASTEN THE TABLE TOP ASSEMBLY TO THE LEGS USING 4 OF THE FLAT WASHERS AND 4 OF THE 2" LAG SCREWS PER END. **DO NOT TIGHTEN!!**

**STEP 4:** INSTALL DIAGONAL TABLE BRACES UNDERSIDE OF THE TABLE TOP ASSEMBLY USING THE 4-1/2" CARRIAGE BOLT, 1 FLAT WASHER AND 1 NUT. TAP THE CARRIAGE BOLT LIGHTLY WITH A HAMMER TO "SEAT" IT BEFORE TIGHTENING THE NUT. ATTACH THE BRACES TO THE LEGS USING 1 OF THE FLAT WASHERS AND 1 OF THE 2" LAG SCREWS PER SIDE. **DO NOT TIGHTEN!!**

**STEP 5:** SQUARE UP THE PICNIC TABLE LEGS WITH THE TOP AND SEATS. TIGHTEN ALL FASTNERS.

## ASSEMBLY INSTRUCTIONS

### 2" X 10" X 8' WALK THRU PICNIC TABLE

REF#	QTY	DESCRIPTION
1	1	TABLE TOP (Assembled)
2	2	TABLE SEAT (Assembled)
3	2	PLASTIC TABLE LEGS
4	2	37" TABLE BRACES
5	4	10" DIAGONAL SEAT BRACES
		HARDWARE KIT
6	23	 3/8" FLAT WASHER
7	22	 3/8" X 2" LAG SCREW
8	4	 3/8" X 2" HEX HEAD CAP SCREW
9	1	 3/8" X 4-1/2" CARRIAGE BOLT
10	1	 3/8" NUT
11	4	 3/8" FLANGE NUT

*Your 100% recycled plastic picnic table will give you many years of pleasure and pride, knowing that you did your part in keeping plastic waste out of landfills and protecting our environment.*

